




**State Common Entrance Test Cell, Government of Maharashtra**  
**Online Registration For MAH-B.P.Ed.-CET 2022**

**User Manual**

**(For Technical Help Only)**

 **+91-9028646040, +91-7066827093 (10:00 AM to 06:00 PM)**

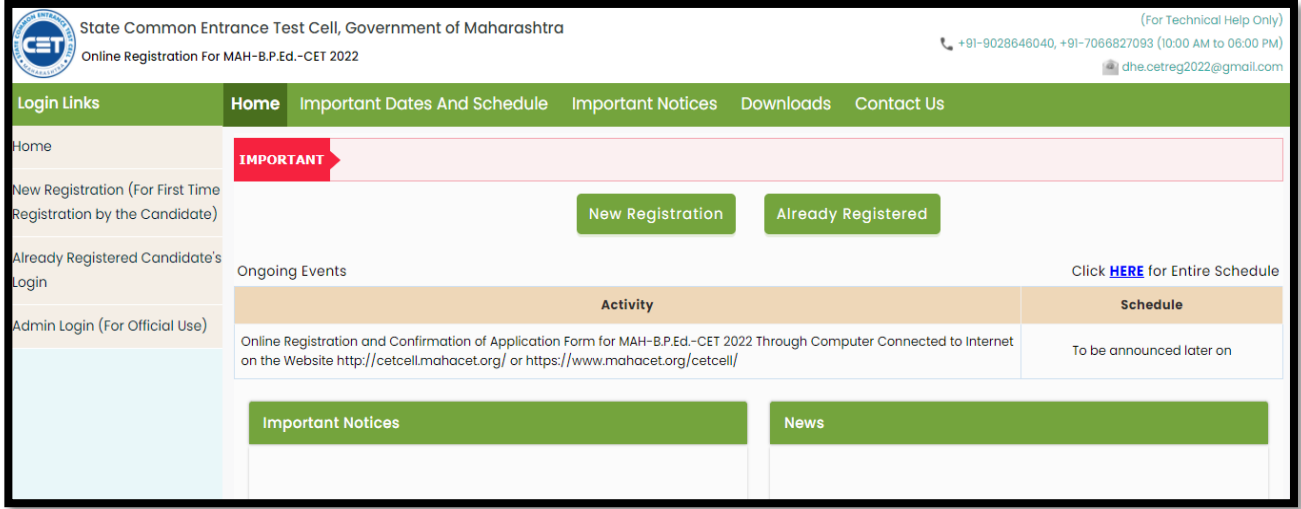


**dhe.cetreg2022@gmail.com**

# Index

# New Registration

Click on the New Registration button to fill the Application form.



## Pre-Requisite for MAH-B.P.Ed.-CET 2022 / एमएचएच-बी.पी.एड.-सीईटी २०२२ परीक्षेसाठी पुर्वापेक्षित अट

Pre-Requisite for MAH-B.P.Ed.-CET 2022 / एमएचएच-बी.पी.एड.-सीईटी 2022 परीक्षेसाठी पुर्वापेक्षित अट

<ol style="list-style-type: none"><li>Candidate must have passed or appeared for Graduation / B.P.E..</li><li>If they apply in spite of specific instructions in the Pre-Requisite and Information Brochure, the fees paid by them will not be refunded in any case and they will not be adjusted in any other CET.</li><li>Maharashtra State Candidate MUST clearly mention the Category, in case of reservation (Such as- SC/ST/OBC/VJ/DT-NT(A)/NT(B)/NT(C)/NT(D)/SBC). Candidate must possess valid documents like Caste Certificate, Caste Validity Certificate and Non Creamy Layer Certificate as is applicable (valid up to 31st March 2023).</li><li>Disabled candidates must have a certificate of at least 40% or more of disability.</li><li>Fees :- For General Category Candidates from Maharashtra State, Outside Maharashtra State (OMS) Candidates : Rs.1000/-</li><li>Fees :- For Candidates of Backward class categories [SC/ST/OBC/VJ/DT- NT(A)/NT(B)/NT(C)/NT(D)/SBC Candidates form Maharashtra State] : Rs.800/-</li><li>Please read the User Manual and Information Brochure before filling the CBT (Computer Based Test) online registration form.</li><li>Candidate should verify the application before finally submitting and making payment.</li><li>The Applications Finally submitted and Application for which fees has been paid applications will not be edited. Hence candidates are advised to verify all the details filled in details before making payment and finally submitting the Application form.</li><li>Candidates should use their active E-mail ID and Mobile Number for the registration. Candidate should keep their E-mail ID and Mobile Number active till the process of CET and Centralised Admission is over.</li><li>Candidate is responsible for the information filled in and form finally submitted.</li><li>Please do not share your Application No, Password and OTP with anybody.</li><li>Please Use Good Quality Photograph, Signature and Document for Proof of Identity Images for Uploading.</li><li>Candidates are advised to Visit official https://cetcell.mahacet.org/ website for latest notifications.</li><li>Candidate can use Only one Mobile No and E-mail ID for One Application Form.</li><li>Candidates filling in application form will be considered to have read the Instructions and Information Brochure.</li></ol>	<ol style="list-style-type: none"><li>उमेदवाराचे पदवी / बी.पी.ई. उतीर्ण किंवा बसणे (appear) आवश्यक आहे.</li><li>माहितीपुस्तकीतील सूचना अवगत असूनही उमेदवाराचे अर्ज केले तसे त्याची बदलेले शुल्क कोणत्याही परिस्थितीत परत मिळणार नाही असा इतर कोणत्याही अभ्यासक्रमाच्या सीईटीमध्ये समाविष्ट होणार नाही.</li><li>संघर्ष विहाय अर्जदारांनी महाराष्ट्र राज्यातील उमेदवारांनी स्वतःचा संघर्ष स्पष्टपणे नमूद करावा. (अनुसूचित जाती / अनुसूचित जमाती / इतर मागास वर्ग / अटल्या व विमुक्त जमाती (बी.टी.-एच.टी.ए) / एच.टी.(बी) / एच.टी.(सी) / एच.टी.(सी) / एच.टी.(सी) / विविध मागास वर्ग या उमेदवारांचे अपेक्षित संदर्भित जात प्रमाणपत्र, जतं किंवा प्रमाणपत्र आणि उमेदवार उच्चतर शैक्षणिक यंत्रणेने नोंद घेतलेल्या प्रमाणपत्र जे दिनांक 31 मार्च 2023 पर्यंत वैध आहे. असा आवश्यक आहे.</li><li>दिव्यांग उमेदवारांकरिता दिव्यांगत्वाचे किमान 40 टक्के किंवा अधिक असे प्रमाणपत्र असावे आवश्यक आहे.</li><li>शुल्क- महाराष्ट्र राज्यातील सुरुवातीस उमेदवार व महाराष्ट्र राज्याबाहेरील सर्व संघर्षाच्या उमेदवारांसाठी साधारण प्रवर्गाच्या उमेदवारांसाठी. (अ.एम.एस.) रु.1000/-</li><li>महाराष्ट्र राज्यातील मागासवर्गीय प्रवर्गातील उमेदवारांसाठी (अनुसूचित जाती / अनुसूचित जमाती / इतर मागास वर्ग / अटल्या व विमुक्त जमाती (बी.टी.-एच.टी.ए) (एच.टी.(बी) / एच.टी.(सी) / एच.टी.(सी) / एच.टी.(सी) / विविध मागास वर्ग) रु. 800/-</li><li>उमेदवारांनी कृपया अर्जात आधारित बाबतीचा ऑनलाईन नोंदणी अर्ज भरण्यापूर्वी माहिती पुस्तिका काळजीपूर्वक वाचावी.</li><li>ऑनलाईन भरलेल्या अर्ज काळजीपूर्वक तपासून नंतरच अर्ज शुल्क अदा करावे.</li><li>एकदा ऑनलाईन शुल्क अदा केलेल्या अर्जात बदलेली माहिती उमेदवारांना दुरुस्त करत राहणार नाही आणि ती माहिती उमेदवारांवर बंधनकारक राहिली.</li><li>ऑनलाईन अर्ज भरण्यासाठी उमेदवारांचा स्वतःचा अर्जावर्ती क्रमांक आणि ईमेल आय डी असावे आवश्यक आहे. परेक्षे पत्रिका पूर्ण होई पर्यंत उमेदवारांचे स्वतःचा अर्जावर्ती क्रमांक आणि ईमेल आय डी बदलू नये.</li><li>बदलेल्या आणि शेवटी सादर केलेल्या माहितीसाठी उमेदवार जबाबदार आहेत.</li><li>कृपया आपला आधिकारिक नंबर, पासवर्ड आणि ओटीपी कोणत्याही देऊ नका.</li><li>कृपया छद्मचित्र, स्वाक्षरी आणि ओळखपत्र वाचण्या प्रतीचे अपलोड करा.</li><li>उमेदवारांनी अधिक माहितीसाठी तसेच नवीन सूचनांकरिता https://cetcell.mahacet.org/ या अधिकृत संकेतस्थळा लक्ष घ्यावे.</li><li>एक अर्ज फॉर्मसाठी उमेदवार एकच एक मोबाइल नंबर आणि ई-मेल आय डी वापरू शकतो.</li><li>अर्ज भरण्यापूर्वी उमेदवारांचे सूचना व माहिती पुस्तिका वाचणी आहे असे समजाव्यात येईल.</li></ol>
---	--

I have read the above prerequisite conditions for applying for MAH-B.P.Ed.-CET 2022 and I confirm that I am satisfying these conditions and hence applying for the same by accepting the conditions which are binding on me.

The Candidate is required to read the prerequisite conditions before applying for MAH-B.P.Ed.-CET 2022. Then click on the Check box to proceed Further.

## Registration Details

Personal Details: fill in the details as filled below.

Registration Details			
Personal Details			
Candidate's Full Name उमेदवाराचे पूर्ण नाव	RATHOD LAXMAN CHANDRASHEKHAR <small>(The Name filled in must match with SSC / HSC Equivalent Marks Memo / Certificate)</small>		
Father's Name (First Name Only) वडिलांचे नाव	CHANDRASHEKHAR	Mother's Name (First Name Only) आईचे नाव	SANGEETA
Gender लिंग	Male	Confirm Your Gender लिंग पुन्हा करा	Male
Date Of Birth (DD/MM/YYYY) जन्म तारीख ( दिनांक/महिना/वर्ष)	15/10/1994	Religion धर्म	Hindu
Region to which you belong? उमेदवार कोणत्या भागाचा रहिवासी आहे?	Rural	Mother Tongue मातृभाषा	Marathi
Nationality राष्ट्रीयत्व	Indian		

Permanent Address: Enter details as shown below.

If the Permanent and correspondence address of the candidate is the same then, the candidate needs to select "Yes" otherwise manually fill in the details.

## Mobile Number and Email Address

One Time Password (OTP) will be sent to the mobile number given below for activation of your login. Kindly make sure that your mobile number is correct. This mobile number will be used for all future communications. Candidates can use one Mobile No for One Application Form.

The candidate has to enter the mobile and Email. (Candidate can use Only one Mobile No and E-mail ID for One Application Form.)

**One Time Password (OTP) will be sent to the mobile number given below for activation of your login.**  
**Kindly make sure that mobile number is correct. This mobile number will be used for all future communications.**  
**Candidate can use one Mobile No for One Application Form.**

Mobile No भ्रमणधवनी क्रमांक	<input type="text" value="9156491083"/>	E-Mail ID ई - मेल आयडी	<input type="text" value="Test@gmail.com"/>
--------------------------------	---	---------------------------	---

## Choose Password

Choose your Password as per the criteria shown in the text and enter the security Pin as shown. Click on the “Save and Proceed” button.

Choose Your Password संकेतशब्द निवडा	<input type="text"/>
Confirm Password संकेतशब्दाची पुष्टी करा	<input type="text"/>
Enter Security Pin Given Below (Case Sensitive)	<input type="text"/>
Security Pin	<b>3 T WWB</b> 
<input type="button" value="Save &amp; Proceed &gt;&gt;&gt;"/>	

## Verify One Time Password

To generate an Application ID Candidate, need to verify his/her registered mobile number. State CET Cell will send you a One Time Password (OTP) on Your Registered Mobile Number which contains the Verification code. Candidates need to enter the Received Verification Code as it is.

**Verify One Time Password**

**Instructions :**

- State CET Cell will send you a One Time Password (OTP) on Your Registered Mobile Number to Verify Your Login
- After receiving One Time Password (OTP), Please Enter it.
- After Verification of One Time Password (OTP), You can Proceed to Complete Your Activities.

Enter One Time Password	<input type="text"/>
<input type="button" value="Verify OTP"/>	<input type="button" value="Resend in 40 Second"/>

## Application Number

After Verification of OTP candidate will get System Generated Application No. As shown.

**Instructions**

Registered Successfully for MAH-B.P.Ed.-CET 2022

**Application No. : 227509524**

**Important Instruction :**

1. Please note down system generated Application No. and chosen Password for all future logins.
2. Candidate is advised not to disclose or share their password with anybody. CET Cell will not be responsible for violation or misuse of the password of a candidate.
3. Candidate can change his/her passwords after login, if desired.
4. Candidate should remember to log out at the end of their session so that the particulars of the candidate cannot be tampered or modified by unauthorized persons.
5. Candidate can reset Password using a verification code sent via text message (SMS) to Candidate's Registered Mobile No.
6. Application No. has been sent to Candidate's Registered Mobile Number.

[Proceed to Complete Application Form >>>](#)

## Registered Candidates Sign In

Enter your Application No and Password to sign in to start filling out your application form.

**Registered Candidates Sign In**

Application No. :

Password :

[Sign In](#)

[I can't access my account ?](#)

**Instructions :**

1. The Candidate who is already registered should enter Application No. and Password.
2. Candidate should note down the Application No. and the Password in the diary and keep it in the safe custody.
3. In case candidate forgets his / her Application No. / Password, he / she can retrieve it by using "I can't access my account ?".
4. Candidate is advised NOT TO disclose or share their password with anybody. CET Cell will not be responsible for violation or misuse of the password of a candidate by anybody.
5. Only Authorised and Bonafide users are legally allowed to proceed further.
6. Your IP Address and other information will be captured for security reasons by the system.
7. You are deemed to have read and accepted the instructions when you proceed further.

## Application Form Status/ Dashboard

Application Form Status		
Your Application Form is incomplete. Please Fill-up the Form Step by Step.		
Step ID	Step Details	Status
Step 1	Registration Details	Complete
Step 2	Candidature Type and Other Reservation Details	Incomplete
Step 3	Qualification Details	Incomplete
Step 4	MAH-B.P.Ed.-CET Details	Incomplete
Step 5	Upload Photo and Signature	Incomplete
Step 6	Upload Required Document for Proof of Identity	Incomplete
Step 7	Preview and Validate Information	Incomplete
Step 8	Pay Registration Fee	Incomplete
Step 9	Print Application Form	Incomplete

Total 9 steps are required to complete the candidate to consider his/her application to confirm. Click on the “Incomplete” button to fill in the details.

## Candidature Type and Other Reservation Details

(1) Maharashtra State Candidature. - Types of Maharashtra state Candidature: - The candidate who have completed his/her Qualifying Examination (Graduation) from the Recognized Institution from the State of Maharashtra or Candidate passing equivalent Examination from the recognised University of India or Outside or from the Board or equivalent, constituted or recognized by the Union or by the State Government which is in Maharashtra State.

And

(Type-A) A candidate who is Domicile of Maharashtra or Born in Maharashtra,

or (Type-B) The Father or Mother of the Candidate is Domiciled in the State of Maharashtra,

or (Type-C) The Father or Mother of the Candidate is an employee of the Government of India or Government of India Undertaking who is posted and reported to duty in Maharashtra State before the last date for submitting the Application Form for CAP,

or (Type-D) The Father or Mother of the Candidate is an Employee of the Government of Maharashtra or Government of Maharashtra Undertaking,

or (Type-E) The Candidates passing Graduation / Equivalent Examination from a recognized institution from a disputed Maharashtra Karnataka Border Area and whose Mother tongue is Marathi.

Candidature Type and Other Reservation Details

Candidature Type Details

Your Type of Candidature

Maharashtra - Type A

-- Select Candidature Type --

Maharashtra - Type A

Maharashtra - Type B

Maharashtra - Type C

Maharashtra - Type D

Maharashtra - Type E

OMS

J & K Migrant

Candidature Type : M...

(i) Candidate Passing Qualifying Examination from a Recognized Institution in Maharashtra State.

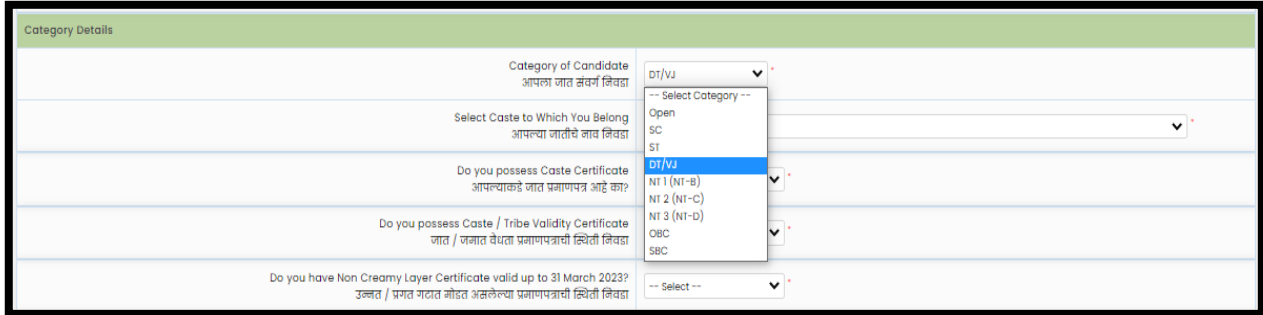
(ii) The Candidate who is Domicile of Maharashtra. (Candidate should have Domicile Certificate from the State of Maharashtra at the time of Admission mentioning the Place of Birth which is in Maharashtra State)

ANI

OR The Candidate who is Born in Maharashtra. (Candidate should have a Birth Certificate at the time of Admission mentioning the Place of Birth which is in Maharashtra State)

## Category Details

Only Maharashtra Candidates are asked to give information of category. Select your caste based on your caste respective required document list will be displayed. Where you need to provide the status of respective documents.



Category Details	
Category of Candidate आपला जात सवर्ग निवडा	DT/VJ
Select Caste to Which You Belong आपल्या जातीचे जाव निवडा	-- Select Category --
Do you possess Caste Certificate आपल्याकडे जात प्रमाणपत्र आहे का?	DT/VJ
Do you possess Caste / Tribe Validity Certificate जात / जमात वैधता प्रमाणपत्राची स्थिती निवडा	NT 1 (NT-B)
Do you have Non Creamy Layer Certificate valid up to 31 March 2023? उच्चत / प्रगत गटात मोडत असलेल्या प्रमाणपत्राची स्थिती निवडा	NT 2 (NT-C)
	NT 3 (NT-D)
	OBC
	SBC
	-- Select --

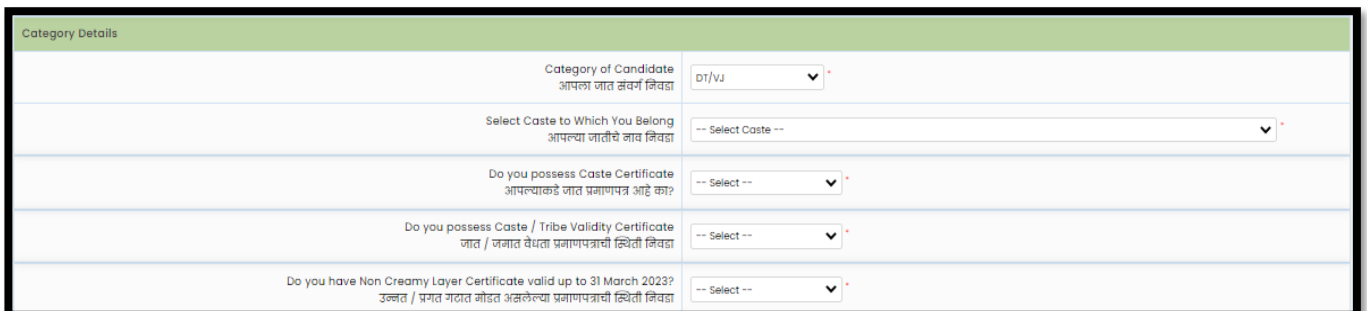
**Available:** If the candidate possesses the original copy of the document, then he/she can select document status as " Available".

### Applied but Not Received

If the Candidate is applied to get the original document in such a case, then he/she can select document status as " Applied but Not Received" and fill in the details.

### Not Applied

If the candidate does not possess the original document or applied to get the original copy in such case, he/she can select document status as "Not Applied"



Category Details	
Category of Candidate आपला जात सवर्ग निवडा	DT/VJ
Select Caste to Which You Belong आपल्या जातीचे जाव निवडा	-- Select Caste --
Do you possess Caste Certificate आपल्याकडे जात प्रमाणपत्र आहे का?	-- Select --
Do you possess Caste / Tribe Validity Certificate जात / जमात वैधता प्रमाणपत्राची स्थिती निवडा	-- Select --
Do you have Non Creamy Layer Certificate valid up to 31 March 2023? उच्चत / प्रगत गटात मोडत असलेल्या प्रमाणपत्राची स्थिती निवडा	-- Select --



## Minority Details

IF a candidate belongs to any minority, then select “Yes” otherwise Select “No”.

Minority Details	
Do You belongs to Minority Category ?	<input checked="" type="radio"/> Yes <input type="radio"/> No
Linguistic Minority	-- Select Linguistic Minority --
Religious Minority	-- Select Religious Minority --

## Eligibility for Appearing to MAH-B.P.Ed CET- 2022

The candidate should be an Indian National and should have passed Bachelor's Degree in any discipline with 50 % marks), ( Minimum 45% in case of Backward Class categories belonging only to Maharashtra State ) And have at least participation in the inter-college /inter-zonal /district/school competition in sports and games as recognized by the AIU (Association of Indian Universities )/IOA (Indian Olympic Association)/SGFI(School Games Federation of India) /Government of India

OR 2. The candidate should have passed Bachelor's Degree in Physical Education (BPE) with 45% marks (Minimum 40% marks in case of Backward Class Categories belonging only to Maharashtra State)

OR 3. The candidate should have passed Bachelor's Degree in any discipline with 45% marks.(Minimum 40% marks in case of Backward Class Categories belonging only to Maharashtra State) and studied Physical Education as compulsory /Elective subject

OR 4. The candidate should have passed Bachelor's Degree with 45% marks (Minimum 40% marks in case of Backward Class Categories belonging only to Maharashtra State ) and having participated in National /Inter-University /State Competitions or secured 1st ,2nd or 3rd position in Inter-college /inter-zonal /district /school competition in Sports and Games as recognized by Respective Federation / AIU/IOA/SGFI/Government of India.

OR

5. The candidate should have passed Bachelor's Degree with participation in International Competitions

OR

6. The candidate should have passed Bachelor's Degree with 45% (Minimum 40% marks in case of Backward Class belonging only to Maharashtra State) and atleast three years of teaching experience (for deputed in-service candidates i.e. trained physical education teachers/ coaches).

OR

7. Candidates who has appeared for the Qualifying Examination in the academic year 2020-2022 and qualified the B.P.Ed CET 2022 successfully, they will become eligible for admission to B.P.ED.2022 only if they produce Marks Memo/ Degree Certificate of the Qualifying Examination and fulfill the eligibility criteria mentioned above while filling in the Admission Form in the Centralized Admission Process (CAP) 2022 .

The screenshot displays a web-based admission form. The top section is titled 'Sports Details' and contains several fields: 'Have You Participated in Sports and Games Recognized by the AIU / IOA / SGFI / Government of India?' with radio buttons for 'Yes' (selected) and 'No'; 'Sports Participation Level' with a dropdown menu; 'Sports Participation Year' with a dropdown menu; 'Rank Obtained' with a dropdown menu; 'Name of Sports' with a text input field; and 'Recognized By' with a dropdown menu. Below this is a section for 'Have You Studied Physical Education as Compulsory / Elective Subject?' with radio buttons for 'Yes' and 'No' (selected). Another section asks 'Do You have 3 Years of Teaching Experience?' with radio buttons for 'Yes' and 'No' (selected). The bottom section is titled 'Eligibility Qualification Details' and features a dropdown menu for 'Eligibility Qualification' with options: 'Graduation', 'B.A. (Bachelor of Arts)', and 'B.P.E. (Bachelor of Physical Education)'. A red note below the dropdown states: 'You are required to Upload Eligibility Certificate for Economically Weaker Section at the time of Centralised Admission Process.' At the bottom of the form is a green button labeled 'Save & Proceed >>>'.

Click on "Save and Proceed" for Next Step.







## Qualification Details

Qualification Details

Qualification \*:

No Records Found

Qualification Details

Action	Qualification	Specialization	Board / University	Percentage	Class	Passing Month-Year
 	SSC	--	Maharashtra State Board of Secondary and Higher Secondary Education, Pune	80.00	Distinction	February-2006
 	HSC	Commerce	Maharashtra State Board of Secondary and Higher Secondary Education, Pune	100.00	Distinction	February-2010
 	Graduation (B.A. (Mass Media))	B.A. (Mass Media)	MIT Arts, Design & Technology University, Pune, PUNE	APPEARING	APPEARING	APPEARING

To add qualification details candidates are required to click on the “Add Qualification” Button and Add “SSC”, HSC and Graduation” details and click on the “Save and Next” button.

## MAH-B.P.Ed.-CET 2022 Examination Details

Candidates need to select at least 3 different nearby exam canter from the given list.

MAH-B.P.Ed.-CET 2022 Examination Details

Specify Preferences for MAH-B.P.Ed.-CET 2022 Examination Center

**Note :**  
1. Candidate to note centers given in the options may not be available if the Infrastructure is not available for conducting computer based Test. In such case the candidate will be shifted to the centre of the next choice.

Select Examination Center at Preference Number 1

Select Examination Center at Preference Number 2

Select Examination Center at Preference Number 3

## Upload Photograph & Signature

To upload photo and signature click on Select Upload Type to choose upload type.



Candidates can upload the Saved photo or take Photo using a Mobile or Inbuild Camera. To upload a photo (Saved filed) click on the Open button to upload. Select the photo or Signature.



Similarly, the Candidate needs to change the upload type and navigate the signature and upload.

### Upload Required Document for Proof of Identity

The Candidates must remember that Ration Card and Learner's Driving License is not valid ID proof for the Examination and Soft Copies and Colour Xerox of the Identity Cards mentioned above are not allowed. The Candidates bringing photocopies and soft copies of the identity card will not be allowed for the Examination.

Select the Identity proof type and upload the document and click on “Save and Proceed” button for next step.

**Upload Required Document for Proof of Identity**

**Instructions:**

- Please Use Latest Version Of **Google Chrome** or **Mozilla Firefox** To Upload Documents.
- File Types Allowed : **pdf, jpg, jpeg, png**.
- Maximum File Size Allowed : **500 KB**.
- Upload any One Document from the list displayed below for the Proof of Identity.
- Carry the Copy of Uploaded Document at the time of Examination for the Proof of Identity.

Select Document which you are uploading

-- Select Document --

- Select Document --
- PAN Card
- Indian Passport
- Permanent Driving License
- Voter's Card
- Bank Passbook with Photograph
- Aadhaar Card
- E-Aadhaar Card print with a photograph
- Recent Identity Card issued by a recognized School / College
- Photo Identity proof issued by a GAZETTED Officer on official letterhead along with photograph
- Photo Identity proof issued by a People's Representative on official letterhead along with photograph

## Preview and Validate Application Form

In this, the candidate needs to validate the entered information before proceeding towards final submissions.

If the candidate wants to change the information, then he/she should click on the Edit button as highlighted below

**Preview and Validate Application Form**

Application No. : **227509524**

Registration Details [← Click Here to Edit](#)

Candidate's Full Name	<b>RATHOD LAXMAN CHANDRASHEKHAR</b>	Mother's Name	<b>SANGEETA</b>
Father's Name	<b>CHANDRASHEKHAR</b>	Date of Birth	<b>15/10/1994</b>
Gender	<b>Male</b>	Region	<b>Rural</b>
Religion	<b>Hindu</b>	Nationality	<b>Indian</b>
Mother Tongue	<b>Marathi</b>		

After Validation, if all the details filled in by the candidate are correct and final then the candidate should click on the “Proceed for Payment” button as shown below, for payment.

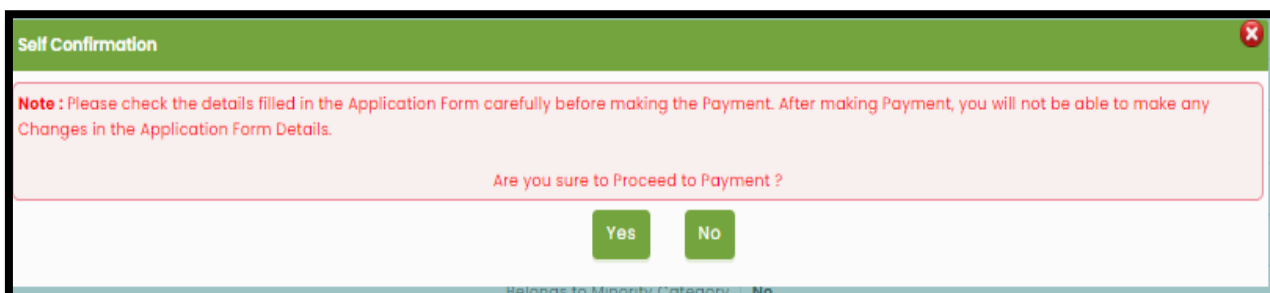
**Document Uploaded** [← Click Here to Edit](#)

Sr. No.	Document Name
1	PAN Card

**Proceed for Payment >>>**

## Self-Confirmation

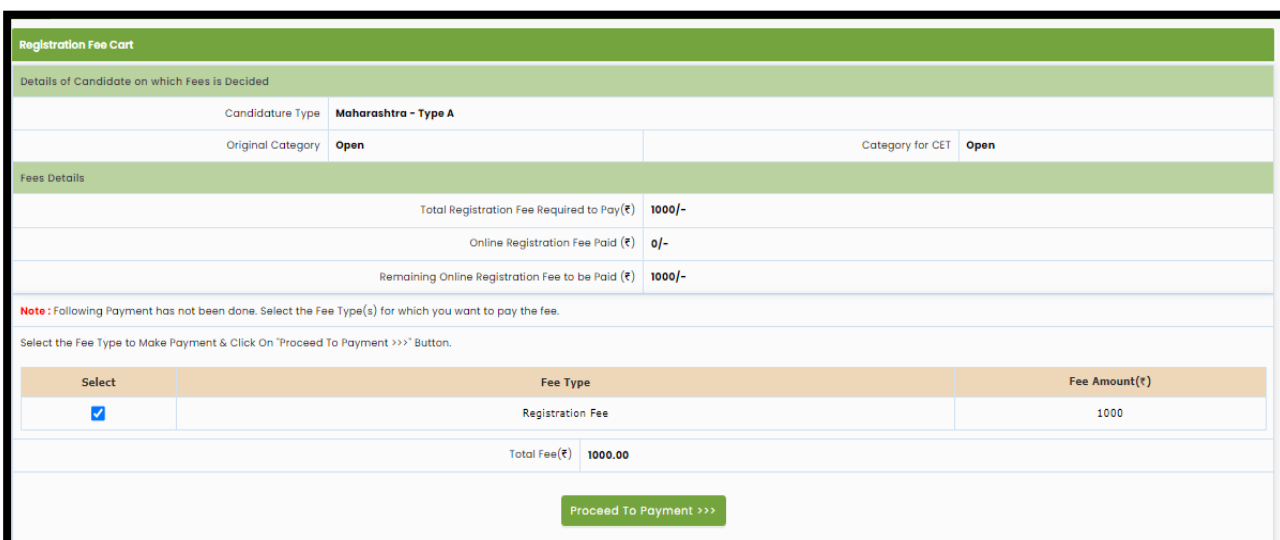
To proceed towards payment, click on “Yes” as shown below.



The image shows a 'Self Confirmation' dialog box with a green header and a red border. It contains a note in red text: 'Note : Please check the details filled in the Application Form carefully before making the Payment. After making Payment, you will not be able to make any Changes in the Application Form Details.' Below the note, the question 'Are you sure to Proceed to Payment ?' is displayed in red. At the bottom, there are two green buttons labeled 'Yes' and 'No'.

## Registration Fee Cart

As per the Information filled by the Candidate, the applicable Application Fee will be displayed to the candidate which is required to be paid. To pay the application fee click on the “Proceed to Payment button.



The image shows a 'Registration Fee Cart' interface. It has a green header and a white body. The top section is titled 'Details of Candidate on which Fees is Decided' and contains a table with the following data:

Candidature Type	Maharashtra - Type A
Original Category	Open
Category for CET	Open

Below this is a section titled 'Fees Details' with a table:

Total Registration Fee Required to Pay(₹)	1000/-
Online Registration Fee Paid (₹)	0/-
Remaining Online Registration Fee to be Paid (₹)	1000/-

A note follows: 'Note : Following Payment has not been done. Select the Fee Type(s) for which you want to pay the fee. Select the Fee Type to Make Payment & Click On 'Proceed To Payment >>>' Button.'

Below the note is a table with three columns: 'Select', 'Fee Type', and 'Fee Amount(₹)'. The first row has a checked checkbox, 'Registration Fee', and '1000'. Below this table, the total fee is shown as 'Total Fee(₹) 1000.00'. At the bottom, there is a green button labeled 'Proceed To Payment >>>'.

## Payment Mode Selection

To pay the Application Fee the Candidates needs to Select “NSDL” as shown below

Select Payment the mode and pay the application fee to confirm the application form.

# Print Application form

Print Application Form

**Important instructions for Printing :**

1. Before printing access the **"Page Setup"** Option from file menu and configure the following values :
  - a. Left Margin = 0.25
  - b. Right Margin = 0.25
  - c. Top Margin = 0.25
  - d. Bottom Margin = 0.25
  - e. Header should be blank
  - f. Footer should be blank
2. Make sure that the printer is ready with **A4** size papers in it.
3. The online system will print **Application Form**.
4. Confirm whether you have received correct set of printout if not then please take the printouts again.



GOVERNMENT OF MAHARASHTRA  
STATE COMMON ENTRANCE TEST CELL, MAHARASHTRA STATE  
8th Floor, New Excelisier Building, A.K.Nayak Marg, Fort, Mumbai-400001, (M.S.)

Application Form of Registration for MAH-B.P.Ed.-CET 2022

Application No. : 227509524 Version No : 1